

6. What adhesion value is best for wall wraps?

The target adhesion value for smooth, indoor wall graphics is 1000g/15min. Determine your adhesion value by performing the Adhesion Test. See [3M Instruction Bulletin 5.37](#) for complete details.

a) What if my adhesion value is between 700-1000g/15min?

Perform the 3M™ Enhanced Adhesion Cleaning Method and test the adhesion value again. See [3M Instruction Bulletin Clean](#) for complete details.

b) What if my adhesion value is below 700g/15min?

Pick and apply a different paint or primer. See Question 9 below.

7. Are wall graphics applied to brick walls covered by the 3M™ MCS™ Warranty?





No, textured wall wraps are not covered by the 3M™ MCS™ Warranty. Only smooth, indoor wall wraps not exposed to direct sunlight are eligible for the 3M™ MCS™ Warranty.

8. Are there any other 3M films that can be used on wall wraps?

Yes, you can test and approved other 3M films using the Adhesion Test, but they are not eligible for the 3M™ MCS™ Warranty. Perform the Adhesion Test using the Adhesion Test Kit to determine what 3M film is the best option for your wall.

9. Are there are any paints that 3M recommends for the best adhesion?*

The following paints are best for adhesion:

Paints		Primers	
	Sherwin Williams Cashmere Interior Acrylic Latex DP-D17W00151		Zinsser Bulls Eye 1-2-3 Primer
	Sherwin Williams Pre-Catalyzed Water-based Epoxy DP-K45W00151 and DP-K46W00151		Zinsser Gardz Primer

* Follow the manufacturer's instructions for drying and curing times.